


## CODING UNPLUGGED

BUILD A SEQUENCE OF CODE TO  
GET FROM POINT A TO POINT B.  
CONSULT THE LEGEND TO GUIDE  
THE ORDER OF THE CARDS.

### LEGEND



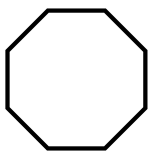
START



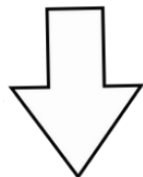
FORWARD



OVER




STOP



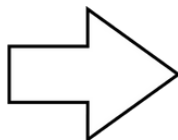
BACKWARD



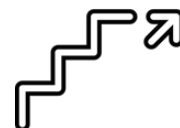
UNDER



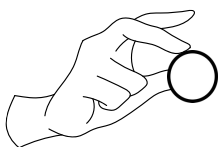
LOOK FOR  
OBJECT



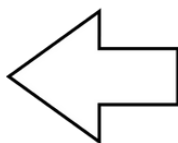
RIGHT



UP



PICK UP  
OBJECT




LEFT




DOWN

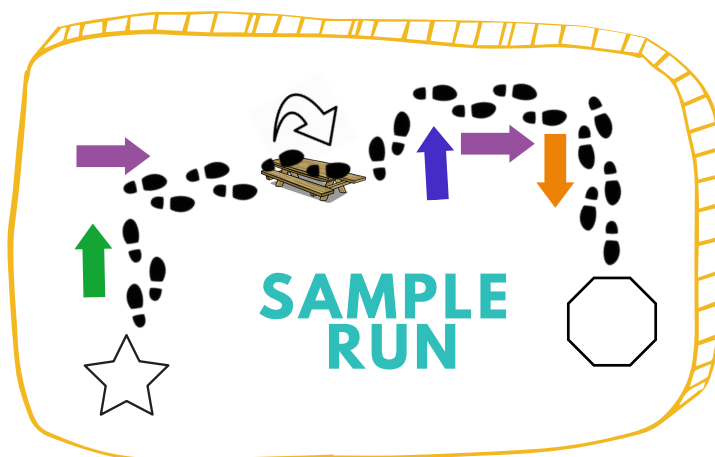
# CODING UNPLUGGED



PRINT, COLOR AND CUT OUT THE CARDS. USE  
THE BLANK CARDS TO CREATE YOUR OWN  
CODING CARDS (ADD ACTIONS SUCH HAS SPIN,  
CLAP, JUMP, ETC...)



- |  |               |
|--|---------------|
|  | <b>1 STEP</b> |
|  | <b>2 STEP</b> |
|  | <b>3 STEP</b> |
|  | <b>4 STEP</b> |
|  | <b>5 STEP</b> |



# CODING UNPLUGGED

